通信下载

单片机(串口1)

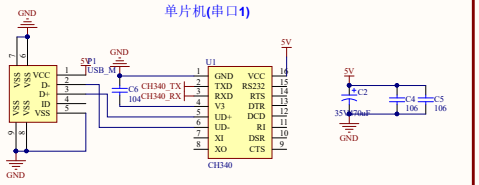

3.3V稳压

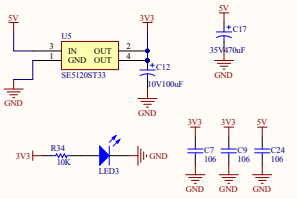

继电器(5脚10A)

PIN -- PB1

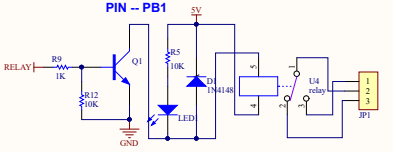

按键(PB5)

485通信

单片机(串口3)

485RX -- PB3

485TX -- PB2

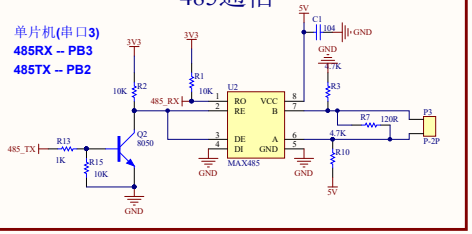

CAN总线(TJA1050)

CAN TX -- PA12

CAN RX -- PA11

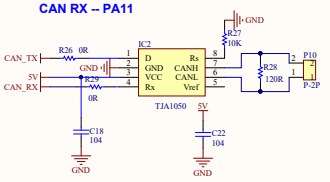

蜂鸣器

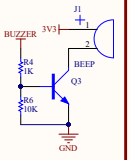

1.使用串口通信的模组和单片机的串口2通信

2.使用SPI通信的模组和单片机的SPI2通信

3.复位模块使用PA8

4.以太网模块使用PA0作为中断检测引脚

BC260Y/M5311/MN316/SLM130

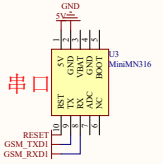

Air302

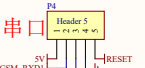

W5500

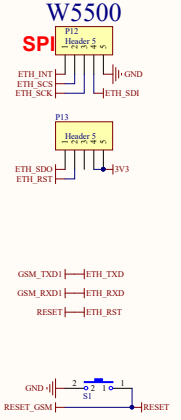

CH395Q

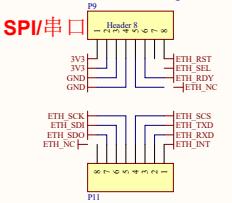

温湿度传感器(DHT11)

PIN -- PB9



光敏电阻(PA5)

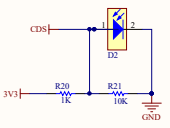

液晶(OLED)

SDA -- PB7

SCL -- PB6

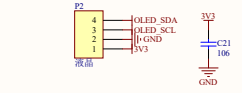

AT32F403ARGT7

STM32F103RE/GT6

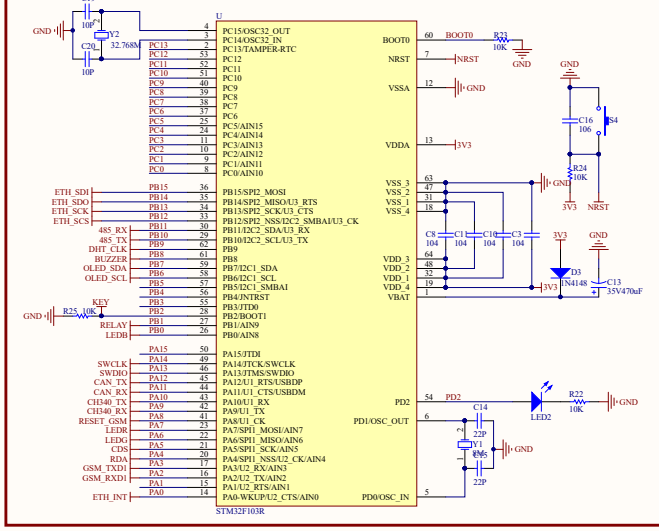

三色灯(RGB)

LEDB -- PB0

LEDR -- PA7

LEDG -- PA6

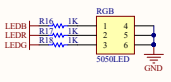

程序下载

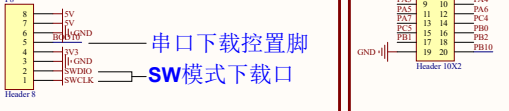

STM32接口

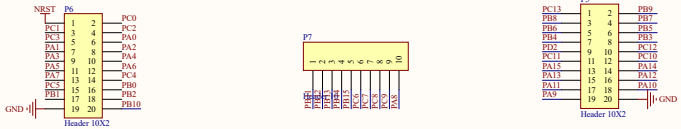

版本:V1.2(预售版)

1.增加电源指示灯

2.增加RGB缺角标识

3.继电器引脚开孔隔离

4.解决485接反问题

5.复位GSM使用反向二极管

版本:V1.3(出售版)

1.修改型号为:ZLBC26A

版本:V2.1(出售版)

1.去掉蜂鸣器和热释红外

2.主控STM32F103CBT6改为STM32F103RET6

3.实际使用兼容芯片:AT32F403ARGT7

4.引出BC260Y的BOOT引脚

版本:V1.0(出售版)

1.型号更改为ZLIOTB

2.PCB右上角整体改版,可以替换各种网络模块

所属系列:指路者系列

型号:ZLIOTB

Title	U-F-M5DD-W-L		
Size A2	Number		Revision
Date: 2021/6/28		Sheet of	
File: F:\AltiumDesigner\...\ZLMN316A.SchDoc		Drawn By:	